

Displacement and Returns Update

Returns Working Group, 31 October 2023



GLOBAL DATA INSTITUTE
DISPLACEMENT
TRACKING MATRIX

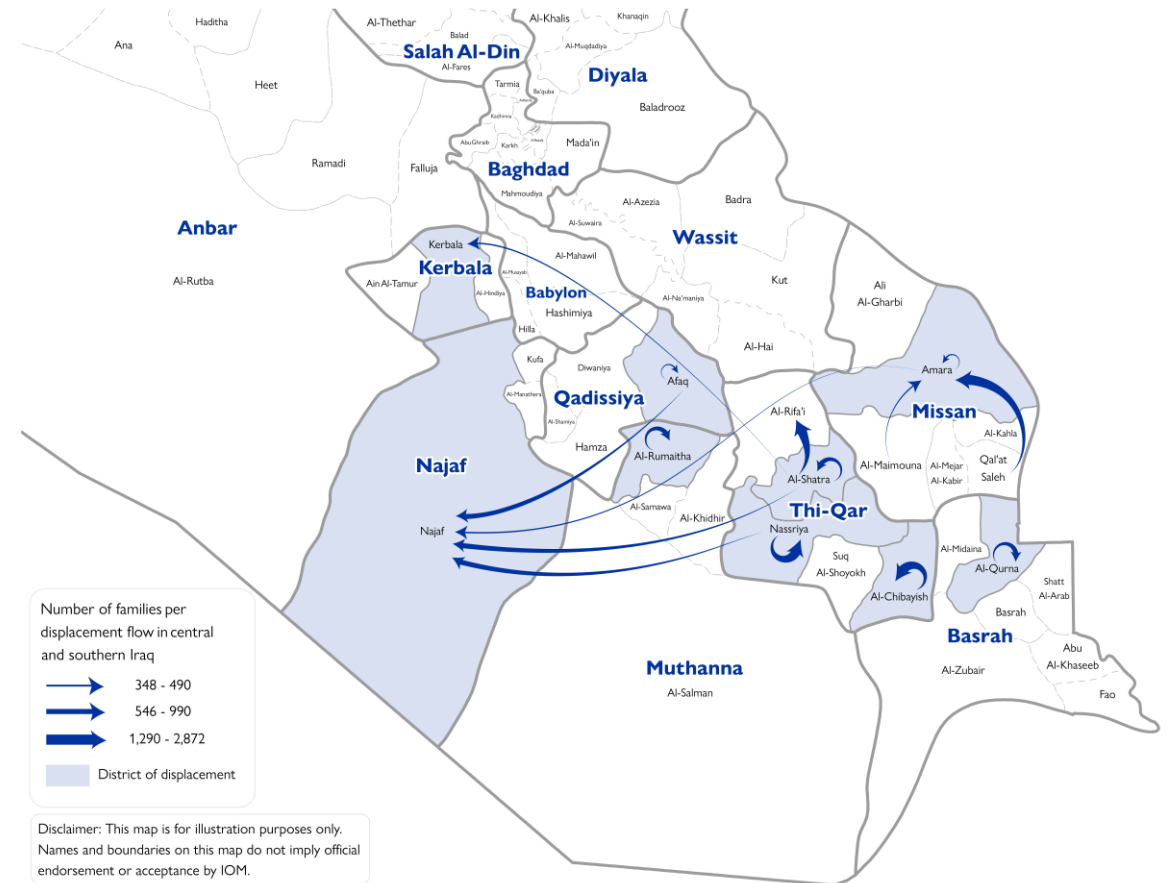


Climate Emergency Tracking

Climate Emergency Tracking (September 2023)

- Coverage
 - 12 governorates in Central and Southern Iraq
 - Baghdad and Salah al-Din added to the list
 - 471 locations assessed, including 126 new locations
- 21,798 families (130,788 individuals) displaced by drought as of September 2023
- Governorates of origin:
 - Thi-Qar (47%), Missan (22%), Muthanna (8%), Qadissiya (8%)
- Governorates of displacement:
 - Thi-Qar (36%), Missan (20%), Najaf (15%)

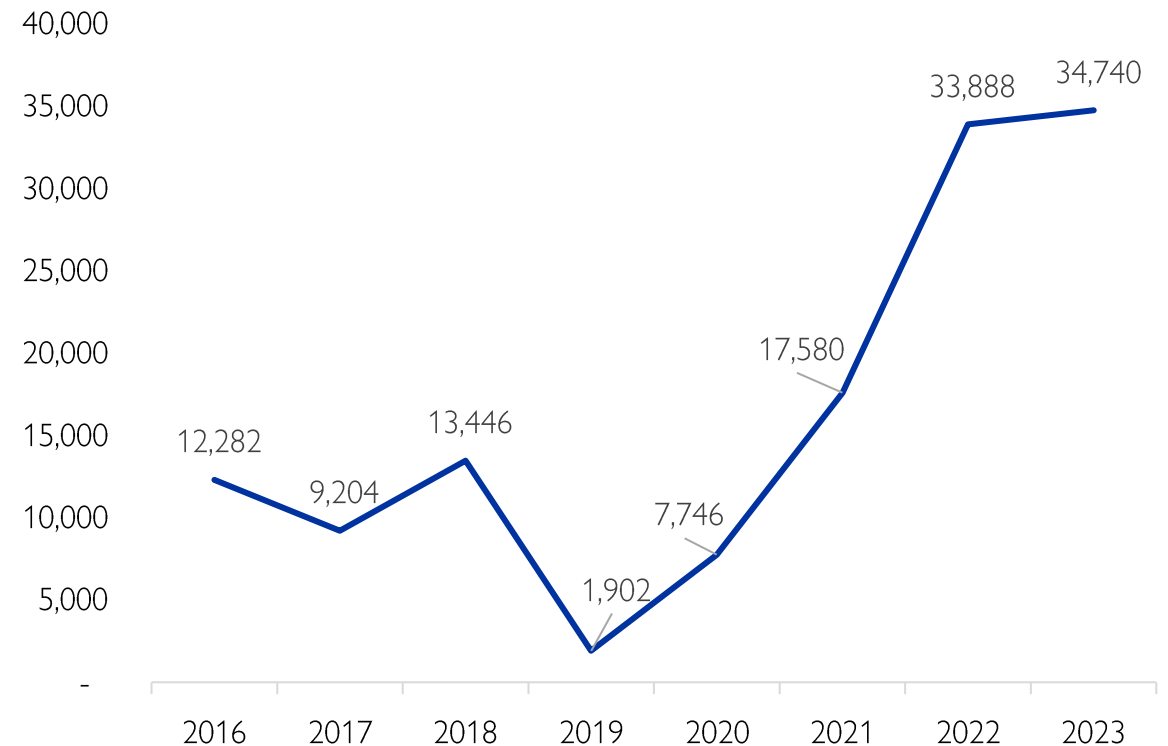
Top 15 climate-induced displacement flows in central and southern Iraq



Climate Emergency Tracking – Trends and Updates

- Shelter
 - Primarily displacing to urban areas
 - Largely residing in private housing
 - Critical shelters concentrated in Afaq, Diwaniya, Hamza, Al-Midaina, Samarra and Al-Qurna
- Displacement of returnees
 - Samarra, Al-Khalis, Ba'quba
 - Samarra:
 - Failed returns due to lack of groundwater and desertification
- Time trends
 - Displacement in 2023 as of September surpassed high levels observed in 2022
 - Largest increase in 2023 observed in Thi-Qar (Nassriya and Al-Rifa'i)

Number of individuals displaced by environment factors per year (2016 - 2023), as of September 2023

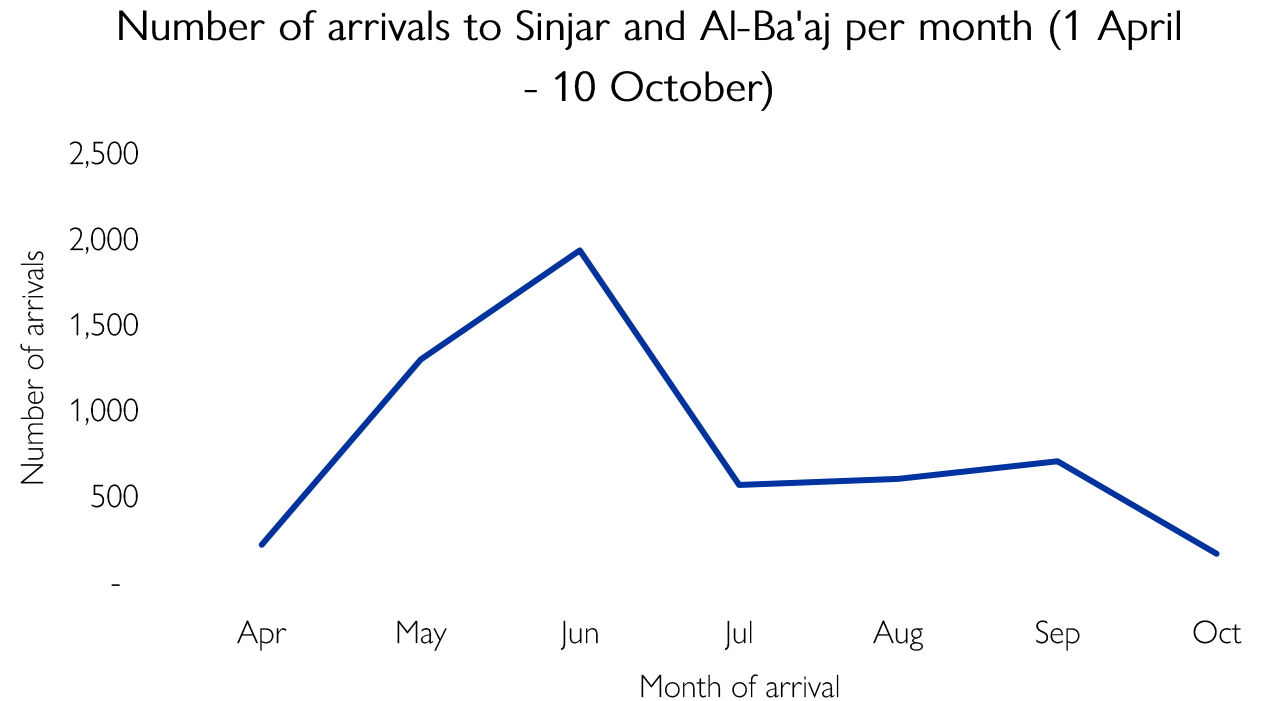




Sinjar Emergency Tracking

Arrivals in Sinjar and Al-Ba'aj

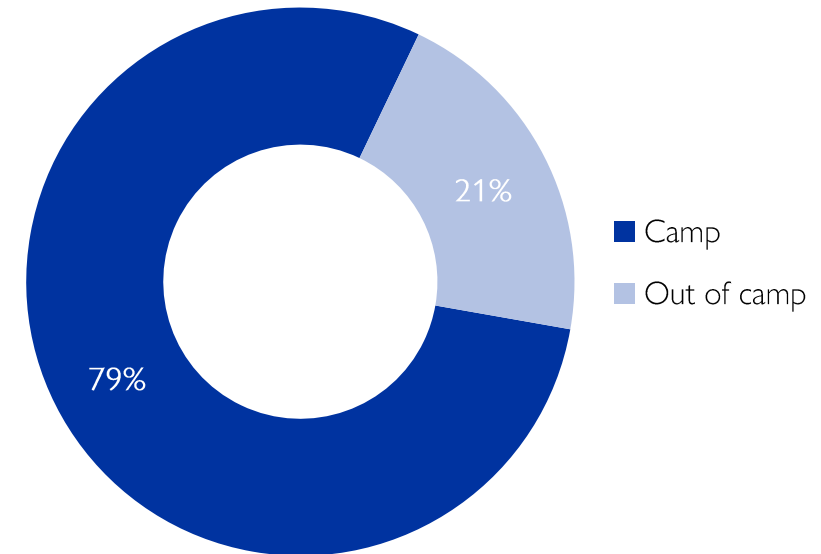
- Since 1 April 2023, **4,294** returnees and **1,196** IDPs have arrived in Sinjar and Al-Ba'aj districts
- **Top districts of departure**
 - Sumel and Zakho in Dahuk
 - Al-Shikhan and Sinjar in Ninewa
- **Subdistricts of arrival**
 - Markaz Sinjar and Al-Shamal in Sinjar District
 - Al-Qahtaniya in Al-Ba'aj District



Arrivals in Sinjar and Al-Ba'aj

- Location of departure
 - 79% camps
- Ethnoreligious background
 - 93% are Yazidi
- Key reasons for movement
 - Challenges of protracted displacement (41%)
 - Hate speeches against Yazidi community
 - Joining relatives and friends

Departures by type of location





Eviction from Informal Settlements

Notices of Eviction from Informal Settlements

- Since 1 September 2023, DTM recorded **9,142** families whose eviction has been announced by local authorities
- Population groups affected
 - 10% IDPs
 - 13% returnees
 - 77% stayees
- Top subdistricts of families at risk of eviction
 - Markaz Tikrit
 - Al-Qayara (Mosul)
 - Markaz Al-Ba'aj
 - Markaz Mosul

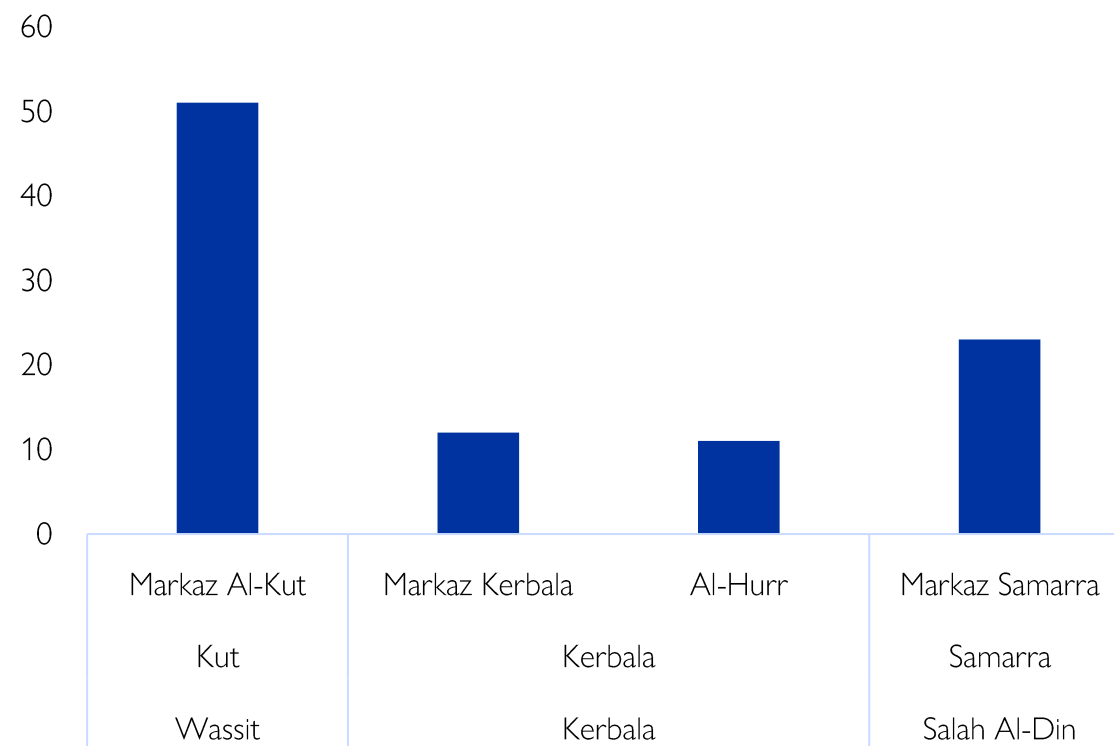
Number of Families at Risk by Month of Eviction Announcement



Evictions from Informal Settlements

- Only 2% of families evicted
- 98% notified either in writing or verbally
- **Top subdistricts of evicted families**
 - Markaz Al-Kut
 - Markaz Mosul
 - Markaz Samarra
- **Shelters of evicted families**
 - DTM tracked the arrival of 97 families out of the 142 evicted
 - In Markaz Samarra, 23 families moved to housing in poor condition
- **Reasons for eviction**
 - Informal settlements on public land
 - Conflicts over ownership lodged by other citizens

Number of evicted families by governorate, district and subdistrict of arrival





THANK YOU